

ddc

dayton
development
coalition



MIAMI VALLEY

Regional Planning Commission



May 5, 2021

Dayton Region Economic Development Strategy

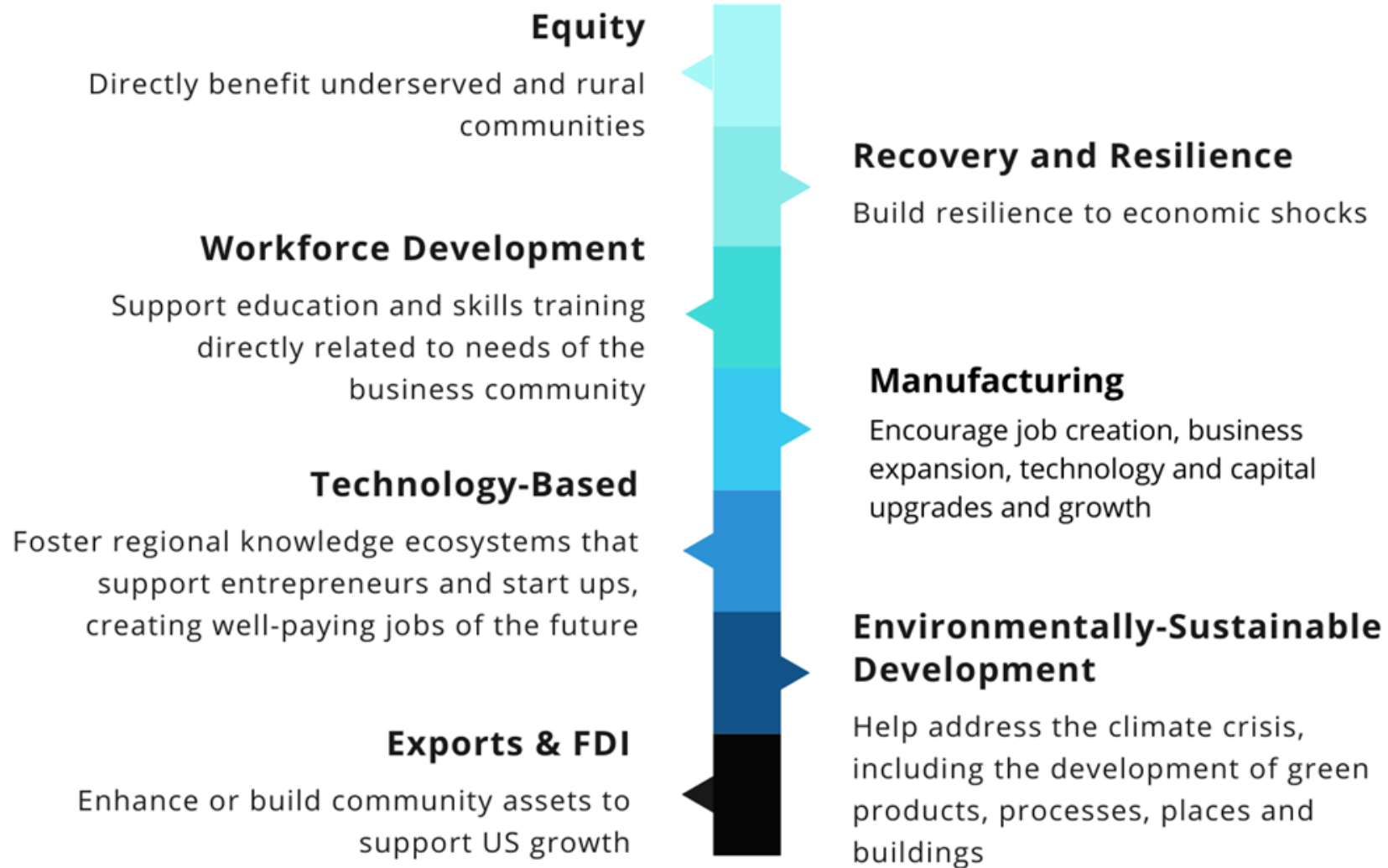
- **Ellen Heinz,
Economic Development
Representative
US Dept of Commerce
Economic Development
Administration**

Planning for economic growth and resilience



Economic Development Administration

Investment Priorities



Dayton Region CEDS

Generate quality jobs
Diversify the economy
Spur economic growth



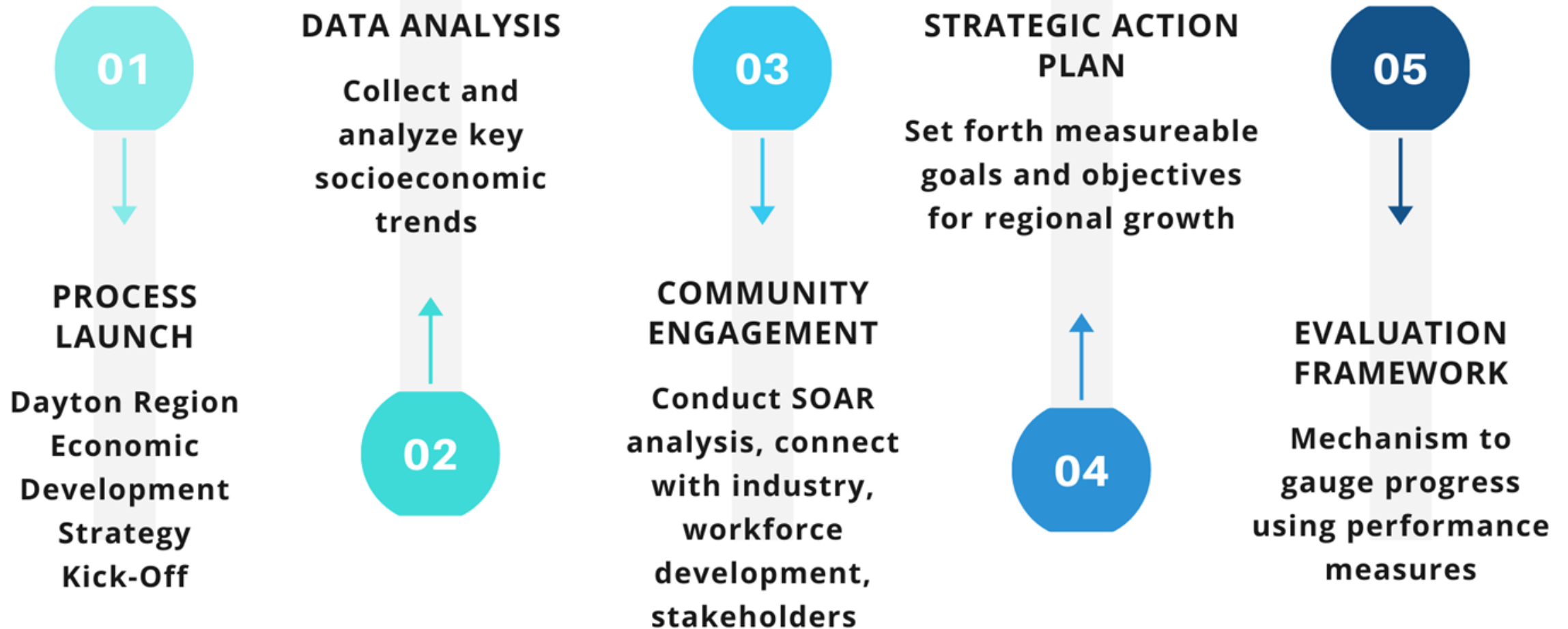


DDC and MVRPC

Partners for Economic Planning and Growth



CEDS Process





CEDS Outcomes

1

Identify Regional Goals

Provide an economic assessment, engage the community, align regional goals, meet EDA requirements

Streamlined Resources

The CEDS process allows us to analyze and consider how our region can use funds effectively and efficiently

2

Economic Diversification

A resilient region that is better positioned to plan for, respond to, and recover from economic shocks

3

Increased Funding

With a CEDS in place, our region is more likely to attract federal funds and technical assistance

4

Background Summary and Data Analysis

Description	2012	2021	2012-2021 Change	2012-2021 % Change
Population	1,837,889	1,884,476	+46,587	2.5% ▲
Jobs	820,022	857,633	+37,611	4.6% ▲
Unemployment Rate	11.1% (2010)	7.2% (2020)	-	-3.9% ▼
Per Capita Income	\$25,122 (2012 ACS)	\$30,732 (2019 ACS)	+\$5,610	22.3% ▲
Median Household Income	\$51,669 (2012 ACS)	\$61,827 (2019 ACS)	+\$10,158	19.7% ▲

Community Engagement

STRENGTHS

What are our competitive advantages?

S

O

OPPORTUNITIES

What are our occasions for regional improvement?

ASPIRATIONS

What is our regional ambition? Where should we be in five or ten years?

A

R

RISKS

What are the chances or occasions for negative impacts on the region or regional decline?

Strategic Direction/Action Plan



1

Vision

Where will we be
in 10 to 20
years?



2

Goals

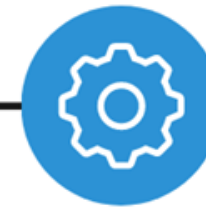
Broad outcomes
that build on the
vision



3

Objectives

Specific,
measureable
and support
goals



4

Action Plan

How do we get
there?

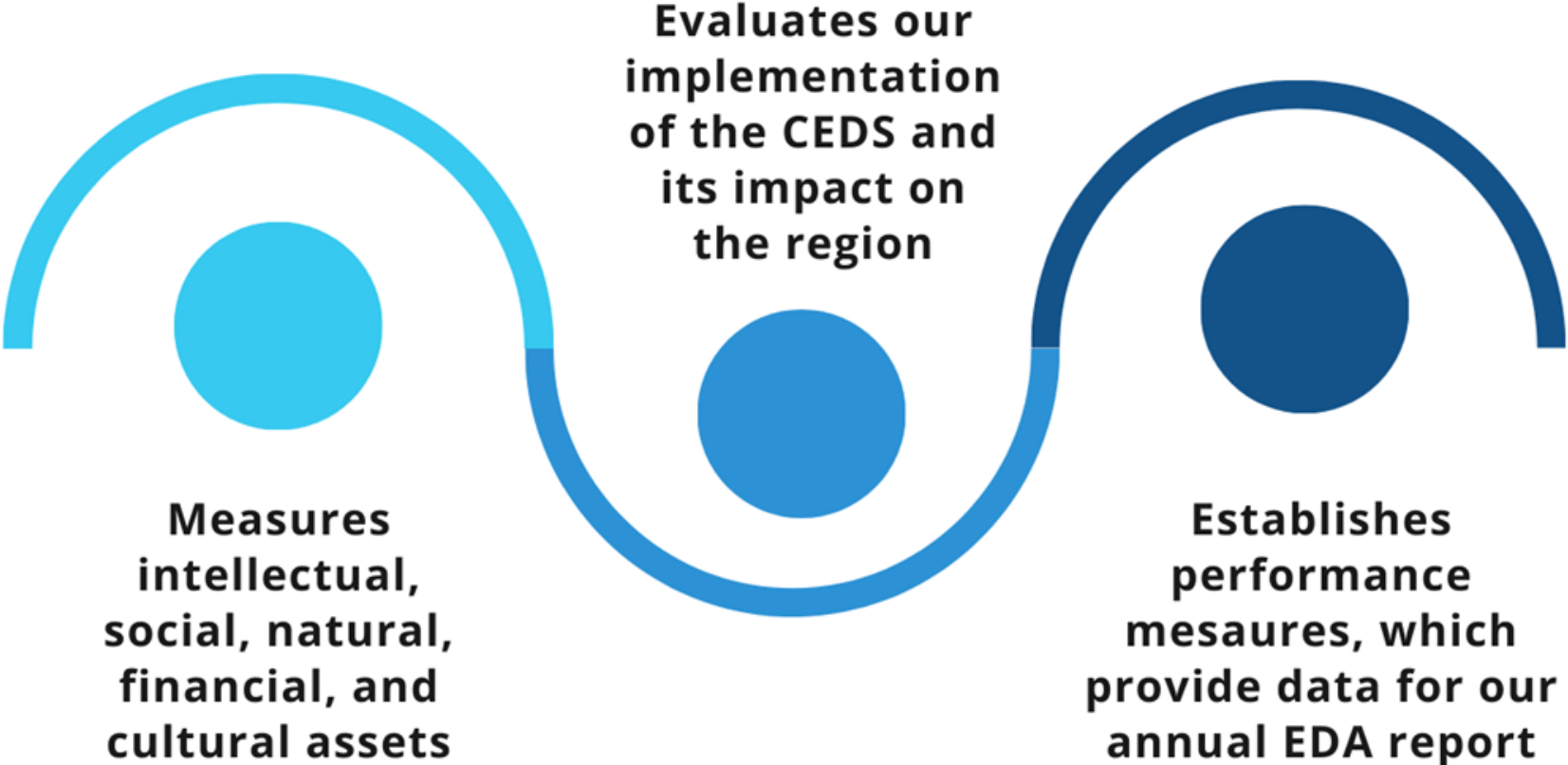


5


Implementation

Promotes
inclusive
economic
development

EVALUATION FRAMEWORK



CEDS 2021 Timeline



A photograph of a dirt road winding through rolling green hills under a vibrant sunset sky with streaks of purple, pink, and orange. The road leads towards a large green hill in the distance.

Next Steps

VISIT OUR WEBSITES

EXPLORE THE RESOURCES

TAKE THE SURVEY

STAY INFORMED